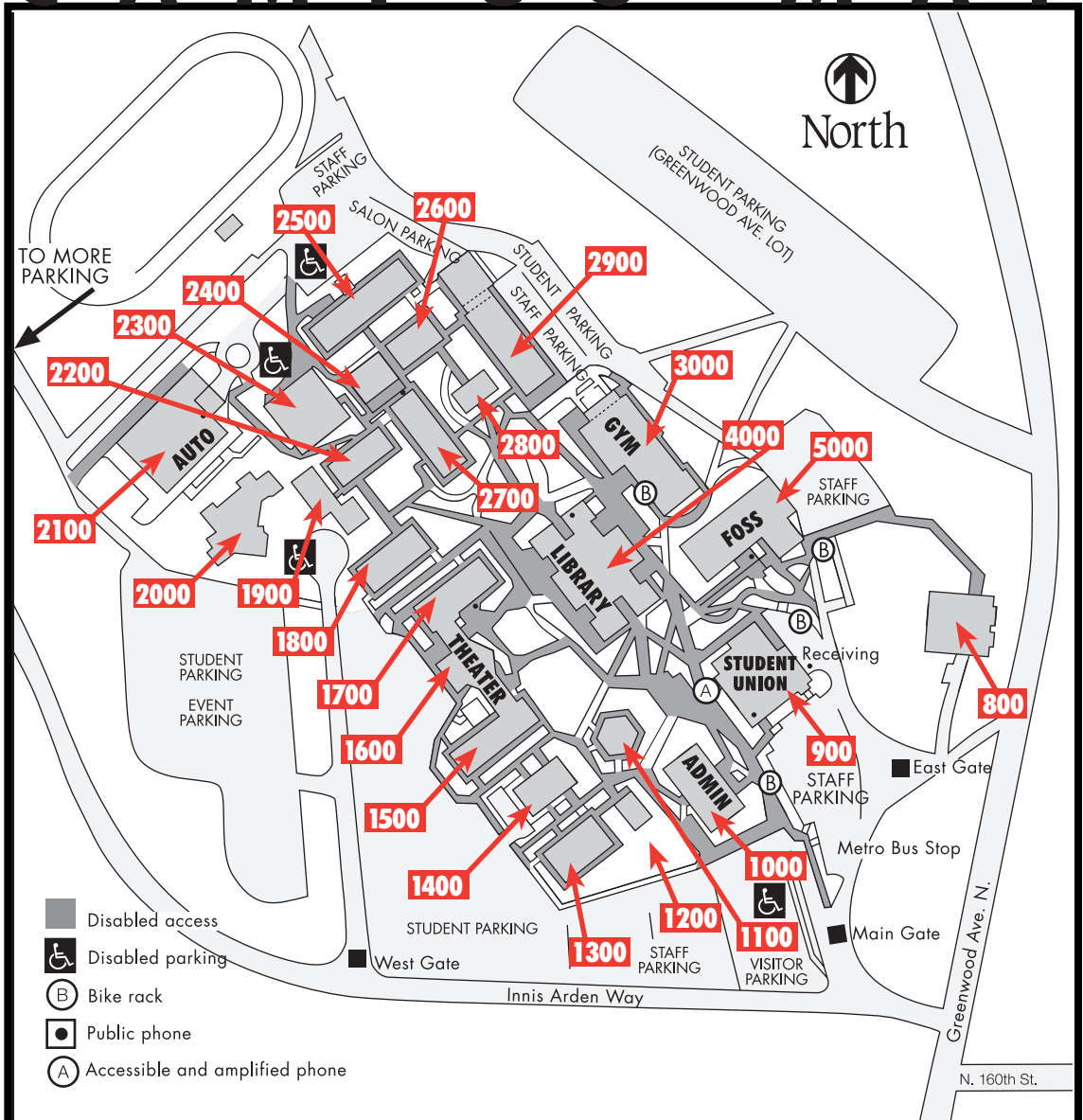


CAMPUS MAP



SHOWING NEW BUILDING NUMBERING SYSTEM EFFECTIVE SUMMER 2000



Information Desk	1000, 5000
Administration	1000
Admissions and Records5000
Advising and Counseling5000
Art Galleries	1000, 1600, 4000
Automotive Training Center2100
Biology Lab2600
Bookstore5000
Bus Admin/Computer Labs1300
Business Admin Division1400
Business Office, Budgeting1200
Cafeteria900
Cashier5000
Chemistry Lab2700
Community Involvement Prog5000
Cosmetology/Salon2900
Counseling Center5000
Dental Hygiene Clinic2500
Educational Opportunity Prog5000
Electronics Lab2900
Employment Services5000
Engineering2900

English Lab1300
ESL-GED Tech Center1700
Financial Aid5000
FOSS Building5000
Geology Lab2900
Gymnasium3000
Health Occ/PE Division2300
Humanities Division5000
Intra-American Studies & Social Sciences Division5000
Lecture Halls1100
Library/Media Center4000
Machine Shop2500
Math Learning Center2200
Media Center4000
Metal Fabrication Lab2900
Multicultural/Diversity Ed Ctr900
Music Building800
Nursing2300
Oceanography Lab2900
Parent-Child Center1900
Personnel Office1000

Physical Education Division3000
Physics Lab2900
Plant Operations900
President of College1000
PUB (Student Union Building)900
Puget Snd Auto Dealers Assn2100
Purchasing1200
Reading/Writing Learning Ctr1500
Registration5000
Science Division2800
Safety and Security900
Student Body Association900
Student Lounge5000
TDD5000
Theater1600
Transcripts/Records5000
VP for Academic Affairs1000
VP for Business1200
VP for Student Services5000
Visual Communication Tech2000
Women's Programs900
EMERGENCY	DIAL 4499

Shoreline Community College strives to offer programs and facilities that are accessible to persons with disabilities and is working to meet the goals of the Americans With Disabilities Act. For information about accommodations, please call (206) 546-4559.

EMERGENCY DIAL 4499

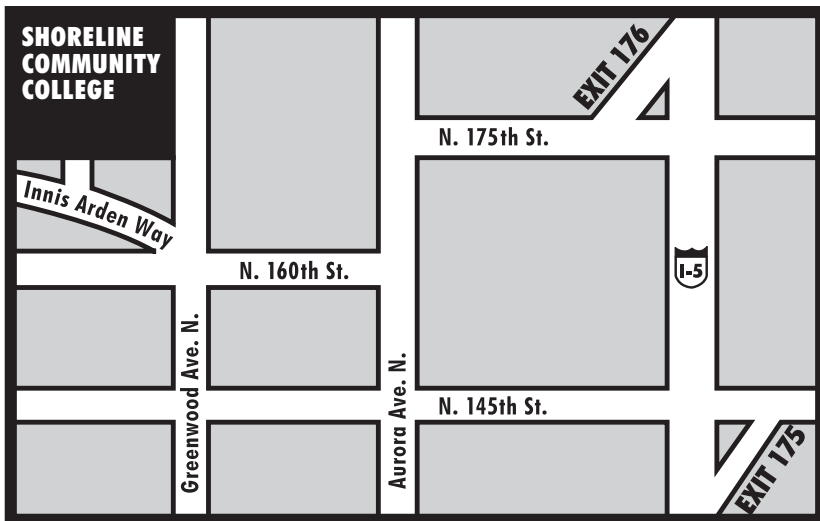
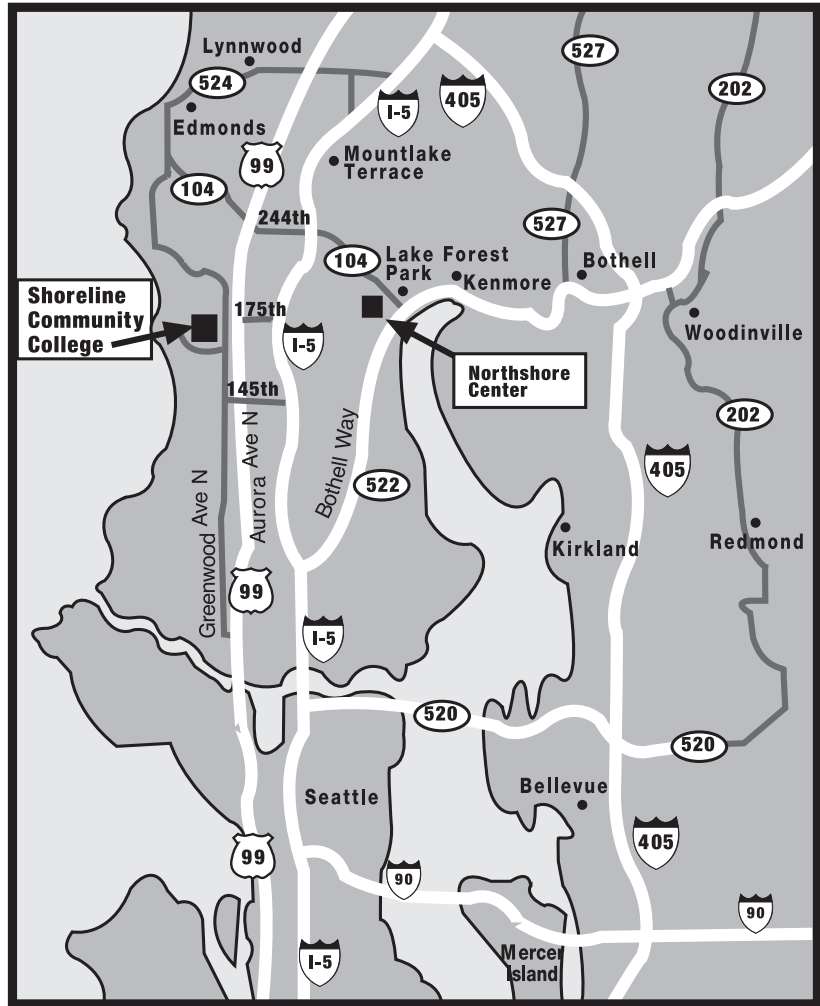
Shoreline Community College

16101 Greenwood Avenue North
 Seattle, Washington 98133
 (206) 546-4101

DRIVING DIRECTIONS TO SHORELINE COMMUNITY COLLEGE

FROM THE NORTH: Take I-5 south.
 Exit at 175th Street. Go west on
 175th Street to Aurora Ave. N.
 (Highway 99). Go south on Aurora to
 160th. Go west on 160th to
 Greenwood Ave. N. Go north on
 Greenwood then immediately west on
 Innis Arden Way. The main gate to
 the college will be on your right.

FROM THE SOUTH: Take I-5 north.
 Exit at 145th Street. Go west on
 145th Street to Aurora Ave. N.
 (Highway 99). Go north on Aurora to
 160th. Go west on 160th to
 Greenwood Ave. N. Go north on
 Greenwood then immediately west on
 Innis Arden Way. The main gate to
 the college will be on your right.



Shoreline Community College provides equal opportunity in education and employment and does not discriminate on the basis of race, color, religion, national origin, age, marital status, gender, sexual preference or disability.